










FOUNDATION FINDER
FIND YOUR PERFECT FINISH

	PRODUCT	BENEFIT	FORM	SKIN TYPE	COVERAGE	FINISH
	Ideal Shade Liquid Foundation SPF 10	Stays color-true all day, while light adjusting pigments make skin look natural in any light	Liquid	All skin types	Medium	Satin Smooth
	Perfect Wear Extralasting Liquid Foundation SPF 15	Long wearing, transfer-resistant formula with built-in primer that blends in one step!	Liquid	All skin types	Medium to Full	Smooth & Natural
	Ideal Shade Cream-to-Powder Foundation SPF 15	Foundation, powder and concealer in one	Compact	Normal/Combination	Full coverage	Natural matte
	Ideal Shade Mousse Foundation Stick SPF 10	Ultra creamy color with light-as-air moisturizing mousse core	Stick	All skin types	Medium	Natural Matte
	Ideal Shade Smooth Mineral Foundation	Powder foundation contains 100% pure mineral pigments, free of talc, oil & fragrance	Loose Powder	All skin types, even sensitive skin	Medium	Luminous
	Magix Tinted Face Perfector SPF 15	Lightweight gel-to-powder formula keeps skin shine-free for up to 10 hours!	Compact	All skin types	Light	Natural matte
	Beyond Color Line Softening Mousse Foundation	Exclusive soft-focus powders diffuse light so skin appears fresh and glowing.	Mousse	Normal and Dry skin	Light to Medium	Velvet Matte
	Anew Age-Transforming Foundation SPF15	Minimizes wrinkles, fine lines and age spots for improved skin texture, tone & clarity.	Liquid	Signs of aging	Full Coverage	Satin smooth
	Anew Age-Transforming Compact Makeup SPF 15	Helps diminish the look of fine lines, wrinkles and age spots for skin that looks up to 5 years younger!	Compact	Signs of aging	Medium	Natural